




SOP for Exam Form

Screenshots




SHRI RAWATPURA SARKAR UNIVERSITY


**FIRST LOGOUT
FROM YOUR ERP
SRU APP & THEN
LOGIN AGAIN
WITH 2024-2025
SESSION**



2024-2025 ▾

LOGIN

User Id 

Password 

SIGN IN

Login With OTP

Helpline Number - 7828900285



SOP TO FILL EXAM. FORM on App



Select the
Examination
option

Kindly update your profile so that correct data is visible on the Mark sheet :

1. Your Father's & Mother's Name should be as per your 10th Mark sheet. (Mandatory)
2. Upload your passport size photo. (Mandatory)

Note - Kindly update the above **very Carefully**. If **NOT** updated correctly then university would not be responsible for the same , for any corrections later , fine would be imposed.

Option 1 - with Balance Fees



Shri Rawatpura Sarkar University

Admission No.
SRU/BASEM/23-24/000

Student Name
KUMAR

Course
BA Hon. / Political Science / 2
Semester / A

Term End Exam ATKT/Supplementary Exam

Fill Exam Form

Please check your details.

Click the Button

Student Name

Admission No

SRU/BASEM/23-24/000

Enrollment No

SRU/BASEM/23-24/000

Program

BA Hon.

Course

Political Science

Semester / Year

2 Semester

Batch

A

Father Name

Both are Mandatory fields

As Per 10th Marksheet

Mother Name

As Per 10th Marksheet

Current Balance

750


1. Your Father's & Mother's Name should be as per your **10th Mark sheet.** (Mandatory)
2. Upload your passport size photo.

Please check your details and update.

Please pay the balance amount through **Fee module** & then fill the form.

Option 2 – without Balance Fees & Profile Pic




Shri Rawatpura Sarkar University

Admission No.
SRU/BASEM/23-24/000

Student Name
KUMAR


Course
BA Hon. / Political Science / 2 Semester / A

Term End Exam ATKT/Supplementary Exam

Fill Exam Form



No Profile Pic



Student Name
[Input field]

Admission No
SRU/STECHL/23-24/0

Enrollment No
SRU/STECHL/23-24/

Program
Bachelor of TechnologyL

Course
Metallurgy

Semester / Year
4 Semester



Batch
A

Father Name
[Input field] As Per 10th Marksheet

Mother Name
[Input field] As Per 10th Marksheet


Profile Photo
Choose file No file chosen

Current Balance
[Input field]

Term End Exam

Examination Fee
1800

All 3 Mandatory fields



As Per 10th Marksheet

Profile Photo
Choose file No file chosen

Current Balance
[Input field]

Term End Exam

Examination Fee
1800

Grand Total
1800

Pay Now


1. Your Father's & Mother's Name should be as per your **10th Mark sheet**.
2. Upload your passport size photo.

Pay the amount

Repayment Option



A screenshot of a web browser showing the SRU website. The browser's address bar displays 'encompas.info'. The page features the SRU logo at the top, followed by the text 'Shri Rawatpura Sarkar University'. Below this, there are two buttons: a blue 'Repayment' button and an orange 'Logout' button. A red text note reads: 'Note :- If Payment Successful and not Showing Receipt in Your Panel, Please Contact With this Number 7489923341.' At the bottom of the page, there is a faint, illegible image or document.



In case , you have tried once to pay the exam fees , but due to some reason , the payment did not happen, then click on **Repayment option (Blue button)** and pay the fees